

Author: Joel Kristenson

Last Updated: 2014-11-20

Overview

Trail Blazer has great [iFrames](#) to use with your website, but they are limited when it comes to styling & layout. This article provides some example code that you can use as a starting point for creating a custom email signup form for your organization.

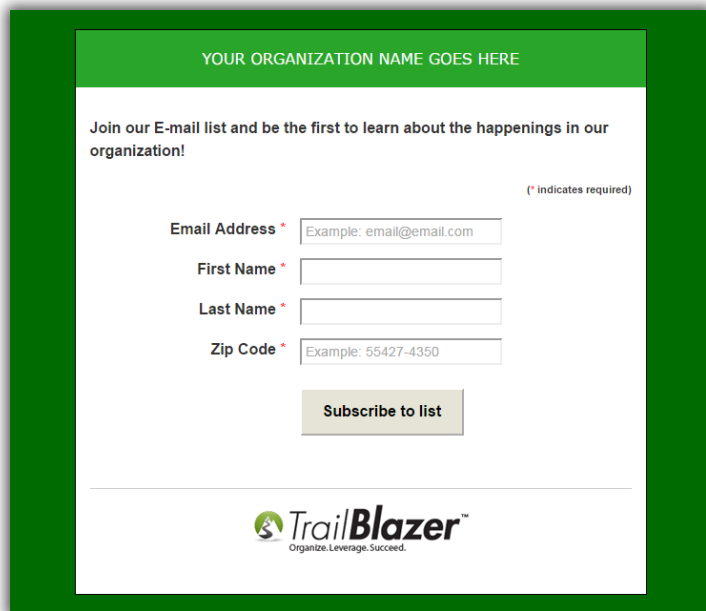
Emails will automatically be enabled to your mass email list when people sign up this way. A couple things to note are that that there's not a double opt-in feature, and at the time this article was written new records won't auto-merge with pre-existing records in your database. ([Click here to learn about managing duplicates](#)).

**Feel free to fill out the forms below in any of my examples for the full experience. It will redirect you to a thank-you page (something you configure with your images and text). It will also send you my [auto-responder](#) email I have configured in my demo campaign database.*

Example #1 – Simple Email Signup Form - 600px Wide with Green background

[Live Demo #1](#)

Screenshot:



YOUR ORGANIZATION NAME GOES HERE

Join our E-mail list and be the first to learn about the happenings in our organization!


(* indicates required)

Email Address *

First Name *

Last Name *

Zip Code *

 **TrailBlazer™**
Organize. Leverage. Succeed.

Copy and paste the [html/css/js](#) code below into your [text editor](#). You'll need to replace the code in red with your own images, hyperlinks, Database Name, text etc.

You can certainly spice this up a bit to make it blend into your website as well as make it more [mobile responsive](#). Contracting with a [freelancer](#) is a very effective way to manage this task, and is the route many of our customers choose to go. [This knowledge base article](#) has Trail Blazer's full list of available input text fields, checkboxes, and radio buttons that you can utilize JavaScript 'Get' custom forms.

--- EXAMPLE #1 - SAMPLE CODE START ---

```
<!DOCTYPE html>
<html>
<head>
  <title>Email Signup - Green</title>
<style type="text/css">

  /* BODY BACKGROUND COLOR OR IMAGE START */
  body {
    background-color: #006B00;
    padding: 0px;
    margin: 0px;
  }
  /* BODY BACKGROUND COLOR OR IMAGE END */

  .container {
    border: 1px solid #000000;
    max-width: 600px;
    width: 100%;
    margin-left: 0;
    margin-right: 0;
  }

  .content {
    background-color: #ffffff;
    padding: 15px;
    font-family: sans-serif, Verdana, Tahoma, Georgia;
```

```
font-size: 16px;
line-height: 150%;
font-weight: bold;
color: #333333;
}

/* MAIN TOP BANNER START*/
.headerBar {
background: #29A629;
padding: 20px;
border-bottom: 0px solid #000000;
height: 20px;
font-size: 16px;
color: #FAFAFA;
font-family: Verdana, Helvetica, Arial, sans-serif;
}
/* MAIN TOP BANNER END*/

.poweredBy {
text-align: center;
}

table.mergeTable {
width: 100%;
}

.required {
text-align: right;
font-size: 11px;
font-weight: bold;
}

.formText {
vertical-align: top;
```

```
        min-width: 75px;
        max-width: 150px;
    }

    .asterisk {
        visibility: visible !important;
        color: red;
    }

    .errorText {
        color: red;
    }

    select, input {
        width: 200px;
    }

    .mergeRow td {
        padding: 12px;
        border-top: 1px solid #ccc;
    }

    /*INPUT CSS STYLING START*/
    input, textarea, select {
        padding: 4px;
        font-size: 14px;
    }

    input:focus, textarea:focus, select:focus {
        background: #FCFEFD;
    }

    input {
        -webkit-appearance: none;
```

```
}
/*INPUT CSS STYLING END*/

.button {
    display: inline-block;
    font-family: sans-serif, Verdana, Tahoma, Georgia;
    width: auto;
    font-weight: bold;
    height: 50px;
    margin-left: auto;
    margin-top: 10px;
    margin-right: auto;
    padding: 0 22px;
    text-align: center;
    font-size: 16px;
    line-height: 32px;
    cursor: pointer;
    border: 0;
    background-color: #E5E4D7;
    color: black;
    border: 2px outset white;
}

.button:hover {
    background-color: #DDDCD7;
    color: black;
}
</style>
</head>

<body>
<table width="100%" height="100%" cellpadding="20" cellspacing="0">
<tr>
<td align="center">
```

```

<table cellpadding="0" cellspacing="0" class="container">
  <tr>
    <td align="center" valign="top">
      <div class="headerBar">YOUR ORGANIZATION NAME GOES HERE</div>
    </td>
  </tr>
  <tr>
    <td valign="top" align="left" class="content formText">
      <div>
        <p><span style="font-size: medium; color: #333333; font-weight: bold;">Join our E-mail list
and be the first to learn about the happenings in our organization!</span></p>
        </div>
        <p class="tiny required">( <span class="asterisk">*</span> indicates required)</p>
        <!--INPUT EMAIL SIGNUP FORM START-->
        <form action="http://www.trailblz.info/demononprofit_joel/signup_post.aspx" method="Get"
name="formName1" onsubmit="return validateform()">
          <table cellpadding="7" cellspacing="0" width="100%" align="center" class="mergeTable">
            <tbody id="mergeTable">
              <tr>
                <td class="formText" align="right">
                  <label>Email Address <span class="req asterisk">*</span></label>
                </td>
                <td>
                  <input type="email" name="email" type="text" size="10"
placeholder="Example: email@email.com">
                </td>
              </tr>
              <tr>
                <td class="formText" align="right">
                  <label>First Name <span class="req asterisk">*</span></label>
                </td>
                <td>
                  <input type="text" name="firstname" size="25">
                </td>
              </tr>
            </tbody>
          </table>
        </form>
      </div>
    </td>
  </tr>
</table>

```

```

    </tr>
    <tr>
      <td class="formText" align="right">
        <label>Last Name <span class="req asterisk">*</span></label>
      </td>
      <td>
        <input type="text" name="lastname" id="MERGE2" size="25"
value="">
      </td>
    </tr>
    <tr>
      <td class="formText" align="right">
        <label>Zip Code <span class="req asterisk">*</span></label>
      </td>
      <td>
        <input type="text" name="zipcode" placeholder="Example: 55427-
4350" size="25" value="">
      </td>
    </tr>
  </tbody>
</tbody>
  <tr>
    <td>&nbsp;</td>
    <td>
      <input name="rd" type="hidden"
value="http://www.trailblz.info/demononprofit_joel/documents/thank-you-v2.html" />
      <input type="submit" class="button" value="Subscribe to list">
    </td>
  </tr>
</tbody>
</table>
</form>
<!--INPUT EMAIL SIGNUP FORM START END-->
<br>

```



```

    <br>
    <!--FOOTER SECTION POWERED BY TRAIL BLAZER START-->
    <table width="100%" cellpadding="10" cellspacing="0" style="border-top: 1px solid #CCCCCC; ">
      <tr>
        <td align="middle" style="margin-left: auto; margin-right: auto; ">
          <a href="http://www.trailblz.com"></a>
        </td>
      </tr>
    </table>
    <!--FOOTER SECTION POWERED BY TRAIL BLAZER END-->
  </td>
</tr>
</table>
<!--JAVASCRIPT VALIDATION START-->
<script type="text/javascript">
function validateform() {
  if (document.formName1.firstname.value == "")
  {
    alert ("First name needs to be filled out");
    return false;
  }
  if (document.formName1.lastname.value == "")
  {
    alert ("Last name needs to be filled out");
    return false;
  }
  if (document.formName1.email.value == "")
  {
    alert ("Email needs to be filled out");
    return false;
  }
  if (document.formName1.zipcode.value == "")

```

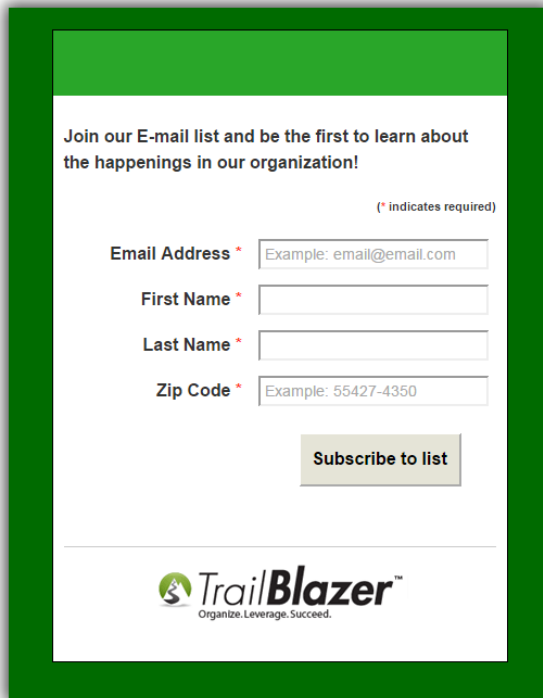
```
        {  
        alert ("Zip Code needs to be filled out");  
        return false;  
        }  
    }  
</script>  
<!--JAVASCRIPT VALIDATION END-->  
  
</body>  
</html>
```

--- EXAMPLE #1 - SAMPLE CODE END ---

Example #2 – Mobile Responsive Simple Email Signup

[Live Demo #2](#)

Screenshot:



Code in red will need to be replaced with your images, database name, hyperlinks etc.

--- EXAMPLE #2 - SAMPLE CODE START - MOBILE RESPONSIVE ---

```
<!DOCTYPE html>
<html>
<head>
  <title>Email Signup - Green v3</title>
<style type="text/css">
```

```
/* BODY BACKGROUND COLOR OR IMAGE START */
body {
    background-color: #006B00;
    padding: 0px;
    margin: 0px;
}
/* BODY BACKGROUND COLOR OR IMAGE END */

.container {
    border: 1px solid #000000;
    max-width: 420px;
    width: 100%;
}

.content {
    background-color: #ffffff;
    padding: 10px;
    font-family: sans-serif, Verdana, Tahoma, Georgia;
    font-size: 16px;
    line-height: 150%;
    font-weight: bold;
    color: #333333;
}

/* MAIN TOP BANNER START*/
.headerBar {
    background: #29A629;
    padding: 20px;
    border-bottom: 0px solid #000000;
    height: 20px;
    font-size: 16px;
    color: #FAFAFA;
    font-family: Verdana, Helvetica, Arial, sans-serif;
```

```
}  
/* MAIN TOP BANNER END*/  
  
.poweredBy {  
    text-align: center;  
}  
  
.required {  
    text-align: right;  
    font-size: 11px;  
    font-weight: bold;  
}  
  
.formText {  
    min-width: 75px;  
    max-width: 150px;  
}  
  
.asterisk {  
    visibility: visible !important;  
    color: red;  
}  
  
.errorText {  
    color: red;  
}  
  
select, input {  
    max-width: 200px;  
    width: 100%;  
}  
  
.mergeRow td {  
    padding: 12px;
```

```
        border-top: 1px solid #ccc;
    }

/*INPUT CSS STYLING START*/
input, textarea, select {
    padding: 4px;
    font-size: 14px;
}

input:focus, textarea:focus, select:focus {
    background: #FCFEFD;
}

input {
    -webkit-appearance: none;
}

/*INPUT CSS STYLING END*/

.button {
    font-family: sans-serif;
    width: 150px;
    font-weight: bold;
    height: 50px;
    font-size: 16px;
    cursor: pointer;
    background-color: #E5E4D7;
    color: black;
    border: 2px outset white;
    float: right;
    margin-right: 25px;
    margin-top: 10px;
}

label {
```

```

margin-left: 25px;
margin-right: 10px;
}

.button:hover {
  background-color: #DDDCD7;
  color: black;
}
</style>
</head>

<body>
  <table width="100%" height="100%" cellpadding="20" cellspacing="0">
    <td align="center">
      <table cellpadding="0" cellspacing="0" class="container">
        <tr>
          <td align="center" valign="top">
            <div class="headerBar"></div>
          </td>
        </tr>
        <tr>
          <td valign="top" align="left" class="content formText">
            <div>
              <p><span style="font-size: medium; color: #333333; font-weight: bold;">Join our E-mail list
and be the first to learn about the happenings in our organization!</span></p>
              </div>
              <p class="tiny required">(<span class="asterisk">*</span> indicates required)</p>
              <!--INPUT EMAIL SIGNUP FORM START-->
              <form action="http://www.trailblz.info/demononprofit_joel/signup_post.aspx" method="Get"
name="formName1" onsubmit="return validateform()">
                <table cellpadding="7" cellspacing="0" width="100%" align="center" class="mergeTable">
                  <tbody id="mergeTable">
                    <tr>

```

placeholder="Example: email@email.com">

```
<td class="formText" align="right">
  <label>Email Address <span class="req asterisk">*</span></label>
  <input type="email" name="email" type="text" size="10"
```

```
</td>
```

```
</tr>
```

```
<tr>
```

```
<td class="formText" align="right">
  <label>First Name <span class="req asterisk">*</span></label>
  <input type="text" name="firstname" size="25">
```

```
</td>
```

```
</tr>
```

```
<tr>
```

```
<td class="formText" align="right">
  <label>Last Name <span class="req asterisk">*</span></label>
  <input type="text" name="lastname" size="25" value="">
```

```
</td>
```

```
</tr>
```

```
<tr>
```

```
<td class="formText" align="right">
  <label>Zip Code <span class="req asterisk">*</span></label>
  <input type="text" name="zipcode" placeholder="Example: 55427-
```

4350" size="25" value="">

```
</td>
```

```
</tr>
```

```
<tr>
```

```
<td>
```

```
<input name="rd" type="hidden"
```

value="http://www.trailblz.info/demononprofit_joel/documents/thank-you-v2.html" />

```
<input type="submit" class="button" value="Subscribe to list">
```

```
</td>
```

```
</tr>
```

```
</tbody>
```

```
</table>
```



```

    </form>
    <!--INPUT EMAIL SIGNUP FORM START END-->
  <br>
  <br>
  <!--FOOTER SECTION POWERED BY TRAIL BLAZER START-->
  <table width="100%" cellpadding="10" cellspacing="0" style="border-top: 1px solid #CCCCCC; ">
    <tr>
      <td align="middle" style="margin-left: auto; margin-right: auto; ">
        <a href="http://www.trailblz.com"></a>
      </td>
    </tr>
  </table>
  <!--FOOTER SECTION POWERED BY TRAIL BLAZER END-->
</td>
</table>

<!--JAVASCRIPT VALIDATION START-->
<script type="text/javascript">
  function validateform() {
    if (document.formName1.firstname.value == "")
      {
        alert ("First name needs to be filled out");
        return false;
      }
    if (document.formName1.lastname.value == "")
      {
        alert ("Last name needs to be filled out");
        return false;
      }
    if (document.formName1.email.value == "")
      {
        alert ("Email needs to be filled out");

```

```
        return false;
    }
    if (document.formName1.zipcode.value == "")
    {
        alert ("Zip Code needs to be filled out");
        return false;
    }
}
</script>
<!--JAVASCRIPT VALIDATION END-->

</body>
</html>
```

--- EXAMPLE #2 - SAMPLE CODE END - MOBILE RESPONSIVE ---



Trail Blazer™

- YouTube Channel
- Knowledge Base Articles
- 3rd Party Resources

Related Resources

Article: [Linking your Website to your Database with Configurable iFrame Forms](#)

Article: [Build your Own Custom Signup Form \(Get\)](#)

Video: [iFrames](#)

Live Demo #1: [Simple Email Signup with Green Background and Zip Code Field](#)


Live Demo #2: [Get Post Form \(All Available Fields\)](#)

3rd Party Resource: [Microsoft Expressions Web 4 - free](#)

3rd Party Resource: [w3 Schools JavaScript Class - free](#)

3rd Party Resource: [HTML Tidy](#)

Trail Blazer Live Support

 **Phone:** 1-866-909-8700

 **Email:** support@trailblz.com

 **Facebook:** <https://www.facebook.com/pages/Trail-Blazer-Software/64872951180>

 **Twitter:** <https://twitter.com/trailblazersoft>

** As a policy we require that you have taken our intro training class before calling or emailing our live support team. [Click here](#) to view our calendar for upcoming classes and events. Feel free to sign up other members on your team for the same training.*

** After registering you'll receive a confirmation email with the instructions for how to log into the [GoToMeeting](#) session where we host our live interactive trainings.*

** This service is included in your contract.*